



# 2009-2010 GMT Quarterly Report for District (or Undistricted) **District 1 CS**

GMT: **Doctor DENNIS D COBLER**

Location: **ILLINOIS**

GMT CA: **1**

## CLUBS

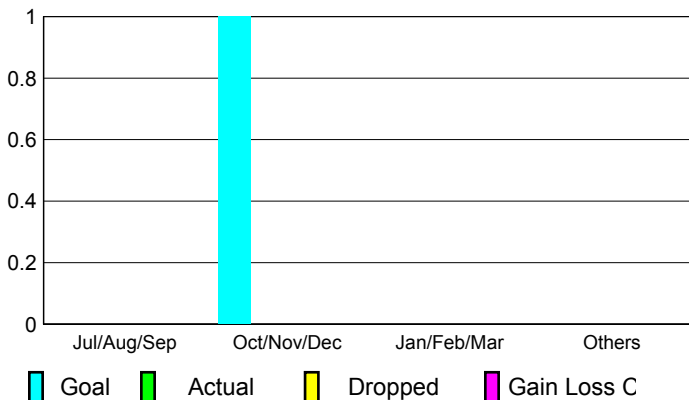
**Club Results**  
2009-2010

**Clubs**  
2008-2009

Month	New Club Goal	Actual New Clubs	Actual Dropped Clubs	Gain/Loss of Clubs	Gain/Loss of Clubs
Jul/Aug/Sep	0	0	0	0	0
Oct/Nov/Dec	1	0	0	0	0
Jan/Feb/Mar	0	0	0	0	0
Apr/May/June	0	0	0	0	0
<b>Totals</b>	<b>1</b>	<b>0</b>	<b>0</b>	<b>0</b>	<b>0</b>

### Club Results 2009-2010

Goal, New, Dropped, Gain/Loss



## MEMBERSHIP

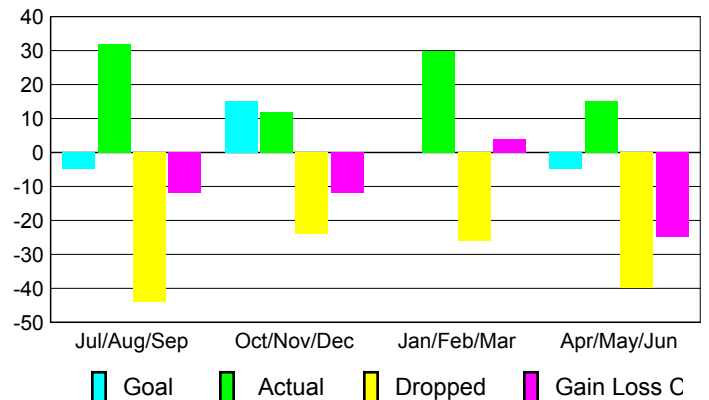
**Membership Results**  
2009-2010

**Membership**  
2008-2009

Month	Net Memb Goal	Actual New Memb	Actual Dropped Memb	Gain/Loss of Memb	Gain/Loss of Memb
Jul/Aug/Sep	-5	32	-44	-12	-25
Oct/Nov/Dec	15	12	-24	-12	5
Jan/Feb/Mar	0	30	-26	4	-19
Apr/May/June	-5	15	-40	-25	-53
<b>Totals</b>	<b>5</b>	<b>89</b>	<b>-134</b>	<b>-45</b>	<b>-92</b>


### Membership Results 2009-2010

Goal, New, Dropped, Gain/Loss



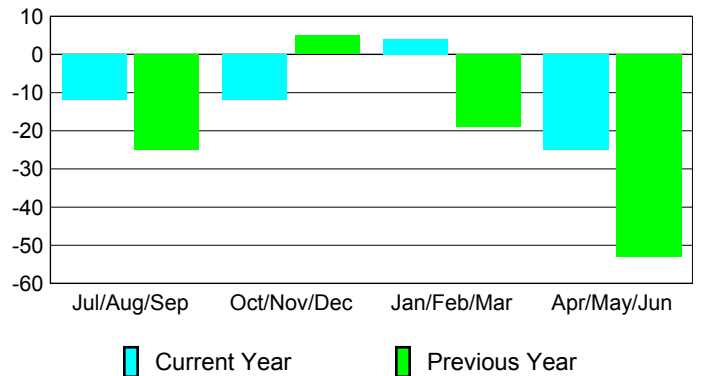
### Comparison of Club Gain/Loss

Current Year Compared to the Previous Year



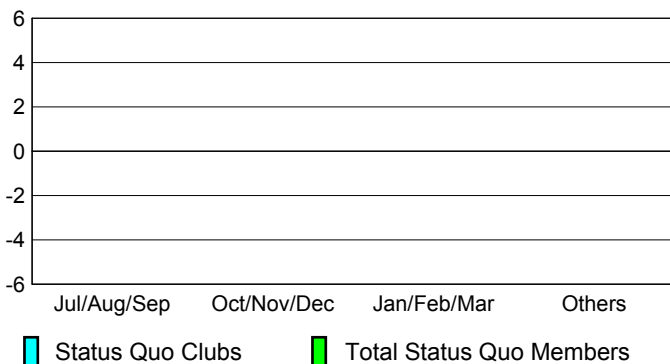
### Comparison of Membership Gain/Loss

Current Year Compared to the Previous Year

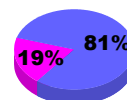


### YTD Status Quo Clubs 2009-2010

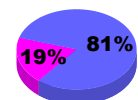
Status Quo Clubs Compared to Status Quo Members



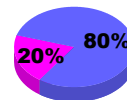
### Gender Comparison 2009-2010



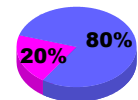
Jul/Aug/Sep



Oct/Nov/Dec



Jan/Feb/Mar



Apr/May/June

Male

Female